

Steve Frisbee, P.E.
District Engineer



De Queen Lion's Club
Tuesday, October 3, 2017



1929
Arkansas
Highway and
Department of
Lands

1977
Arkansas State
Highway and
Transportation
Department

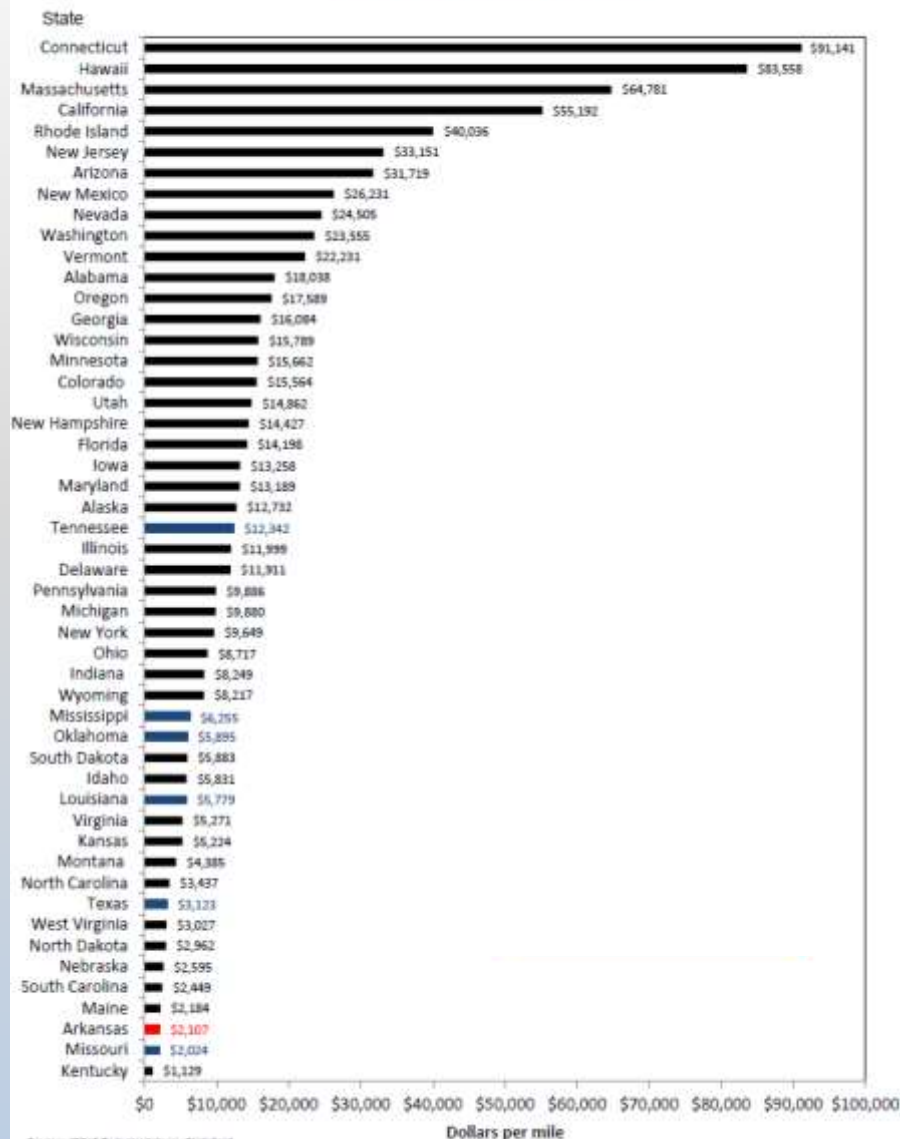
2017
Arkansas
Department of
Transportation

***Provide safe and efficient
transportation solutions to support
Arkansas' economy and enhance the
quality of life for generations to come.***

Adopted June 7, 2017

Administrative Cost Per Mile

Arkansas Ranks 48th in the Nation



Source: "2013 Federal Highway Statistics"
Note: Excludes Toll Facilities

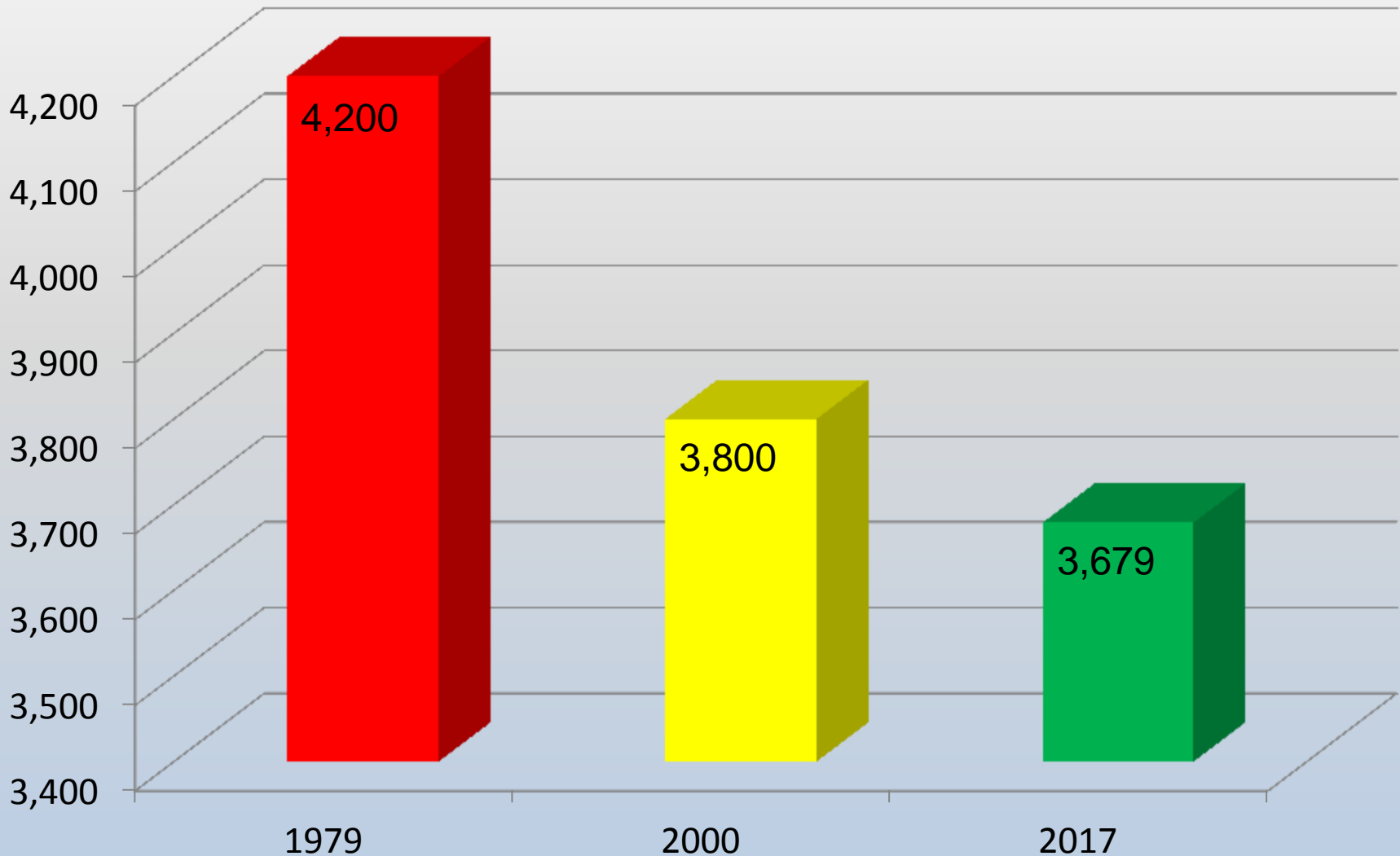
Arkansas = \$2,107

Surrounding States Average = \$4,334

National Average = \$9,224

Arkansas has the
3rd Lowest
Administrative Cost Per
Mile
in the Nation

Department Employees



Promises Made



Promises Kept



**Rebuilding Arkansas
Interstates**



1999 Interstate Rehabilitation Program



50 Projects

356 Miles

\$973 Million

Prior to Program

**63% Poor or
Mediocre**

After Program

72% Good

Interstate Rehabilitation Program

Completed

34 Projects
212 Miles
\$639 Million

Under Construction

14 Projects
90 Miles
\$553 Million

Scheduled

35 Projects
191 Miles
\$340 Million



Local Project



Updates

Current Projects – Sevier County



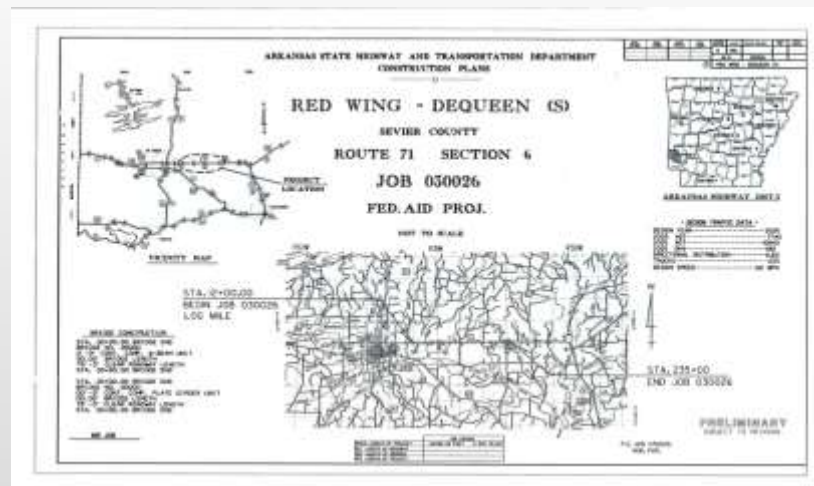
Under Construction

3 projects

7.0 Miles / \$25.3 Million



Future Projects – Sevier County



SCHEDULED:

Cossatot River – DeQueen (S) (5.7 Miles)

Hwy. 71: (2019)

Saline & Caddo Rivers Strs. & Apprs. (S)

Hwy. 70: Replace Bridge over Saline River
(April 2019)

Johns Branch Str. & Apprs. (S)

Hwy. 71: – Bridge Replacement (2019)



Highway Condition



and Needs



Challenges

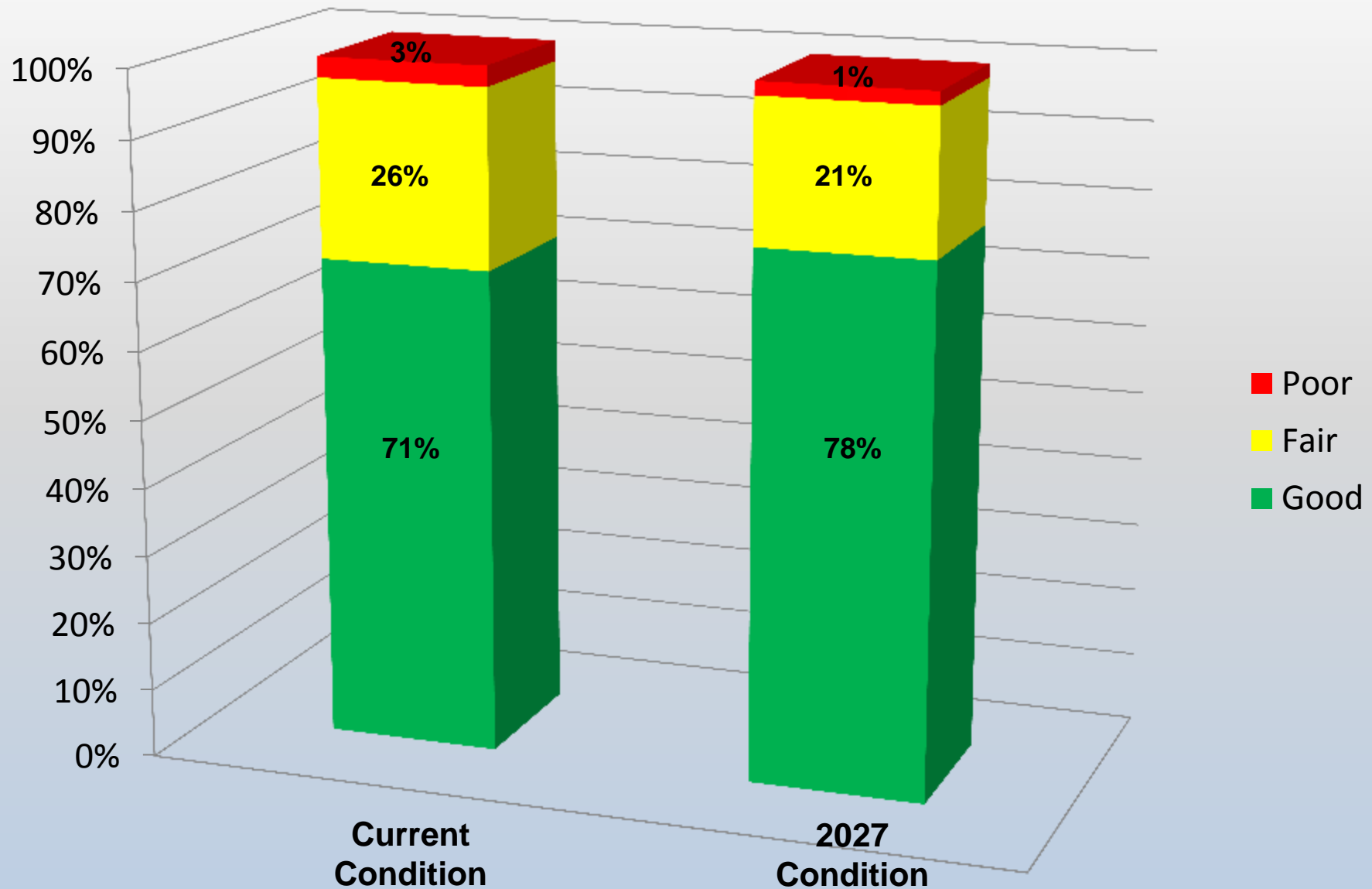
➤ **12th** largest system in the country

➤ **42nd** in highway revenue per mile.

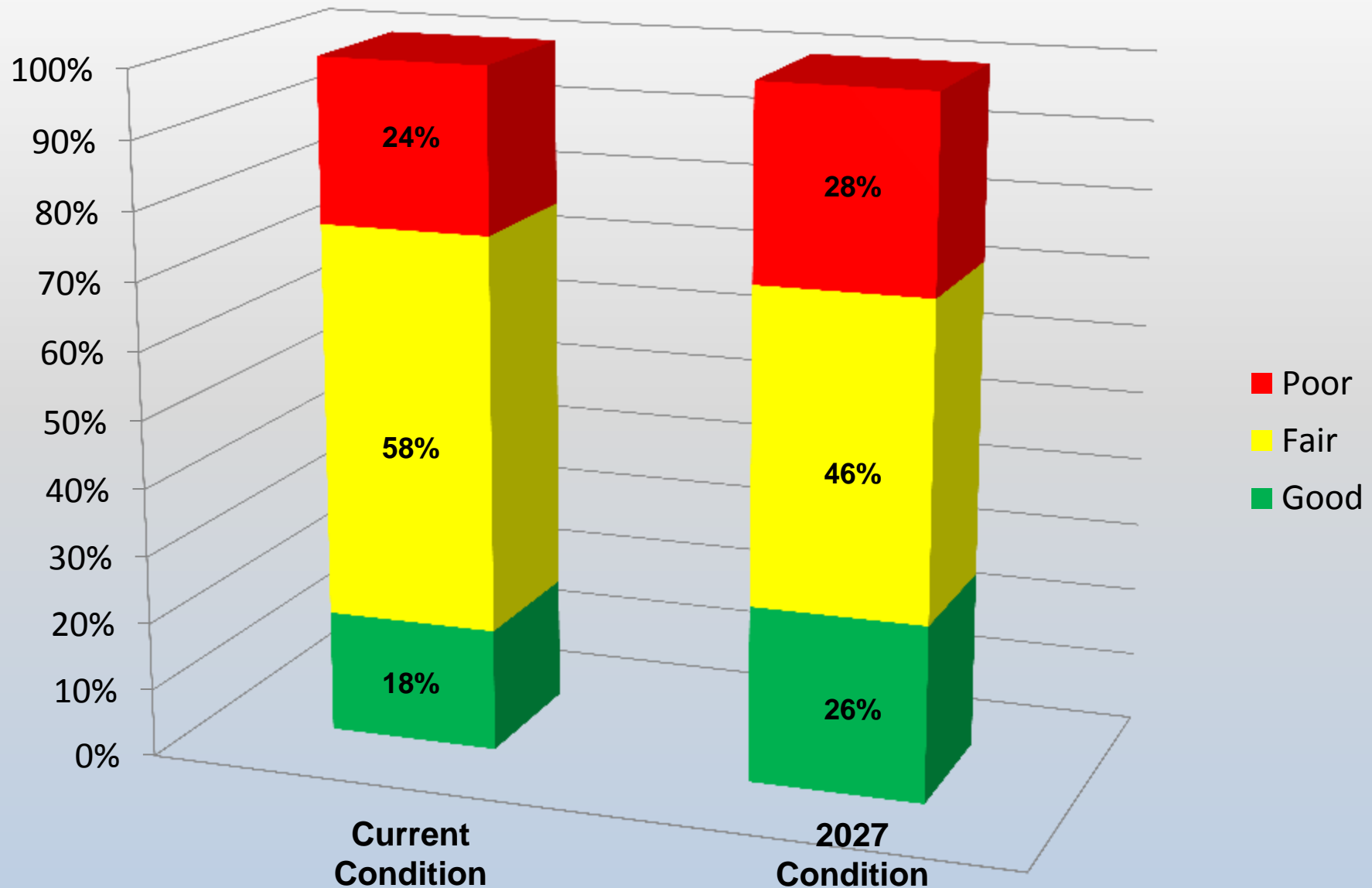
➤ **\$9 billion** in needs

➤ **\$4.4 billion** in available revenue

Interstates



All State Highways – Including Interstates



Roadway Needs– Sevier County



Roadway Needs– District 3

03 029 195 010 1 RM 1

7.660

83.5

2016-06-28

66S0C200.1M0

Hempstead County
Highway 195, Section 1
Log mile 0.96 - 9.48
approximately 1 mile east of
Fulton to Crossroads



Roadway Needs– District 3



Miller County
Highway 134
Log mile 0 - 16.5
Hwy. 71 South of Fouke to
Garland City

Roadway Needs– District 3



Hempstead County
Highway 278, Section 5
Ozan to Washington

Roadway Needs– District 3



Federal vs. State Funding

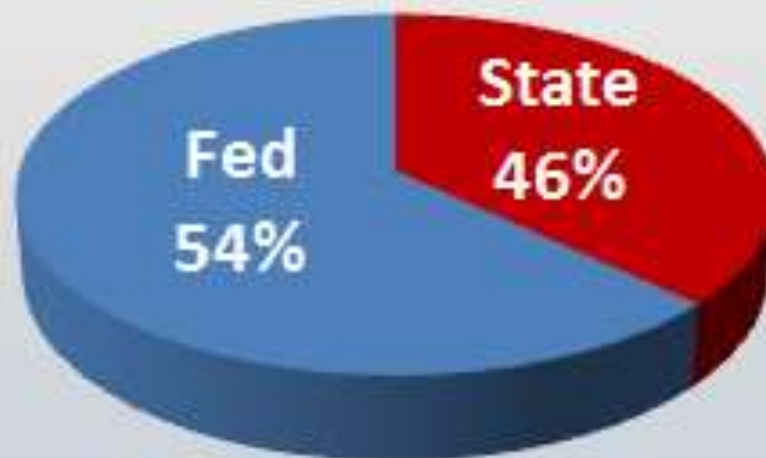
1993

Hwy. Funding Breakdown

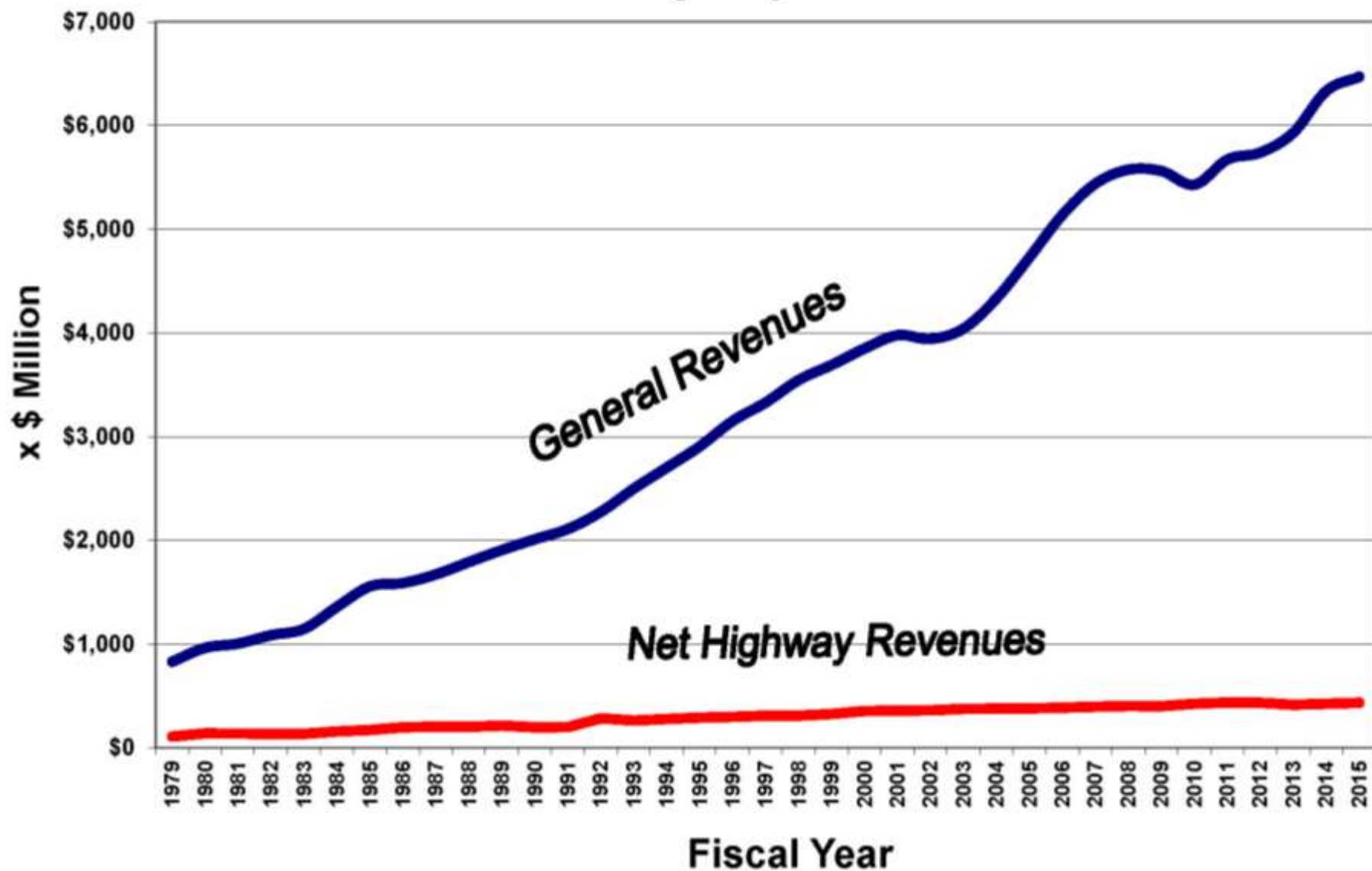


2016

Hwy. Funding Breakdown



Arkansas State General Revenues vs AHTD Net Highway Revenues



THEN

22 years ago, in 1995,
200 miles of Highway
could be overlaid.

NOW

As of 2015, using the
same resources, only
54 miles of Highway
could be overlaid.



Where




Are We Going?

❑ Governor's Highway Funding Working Group

- ✓ Immediate: \$ 50 Million
- ✓ Short-term (0-3 years): \$110 Million
- ✓ Mid-term (3-5 years): \$250 Million
- ✓ Long-term (6-9 years): \$400 Million

All figures are annual amounts for state highways.



"As to the long-term solutions, it emphasizes that it is difficult to get a referral of this General Assembly out to the voters, and that I hope the leadership of our state and the business community and others **will look at an initiated act that might go on the ballot for a highway program,**" he said. "Otherwise, we'll continue to debate the long-term solution in future sessions."

Governor Asa Hutchinson



Revenue Sources

Source	Highway Revenue ¹
1 Cent Motor Fuel Tax Increase	\$ 14 M
Remove Sales Tax Exemption (Wholesale \$1.70 per Gallon) ²	\$ 108 M
6.5% Sales Tax (Wholesale \$1.70 per Gallon)	\$ 156 M
\$10 Registration Fee Increase (Cars and Pickups)	\$ 19 M
Transfer Sales Tax on New and Used Vehicles ²	\$ 228 M
Transfer Sales Tax on Auto Repair Parts, Services, etc. ²	\$ 74 M
1% General Sales Tax	\$ 344 M

¹ Amount shown is annual net to highways – after deduction for CFA/CSF and 30% to cities and counties.

² Transfer of 4.5% (“general” portion of statewide sales tax)

Road User Related Tax Revenue (SFY 2016)

Total Road User Revenue

\$1,076.5 Million

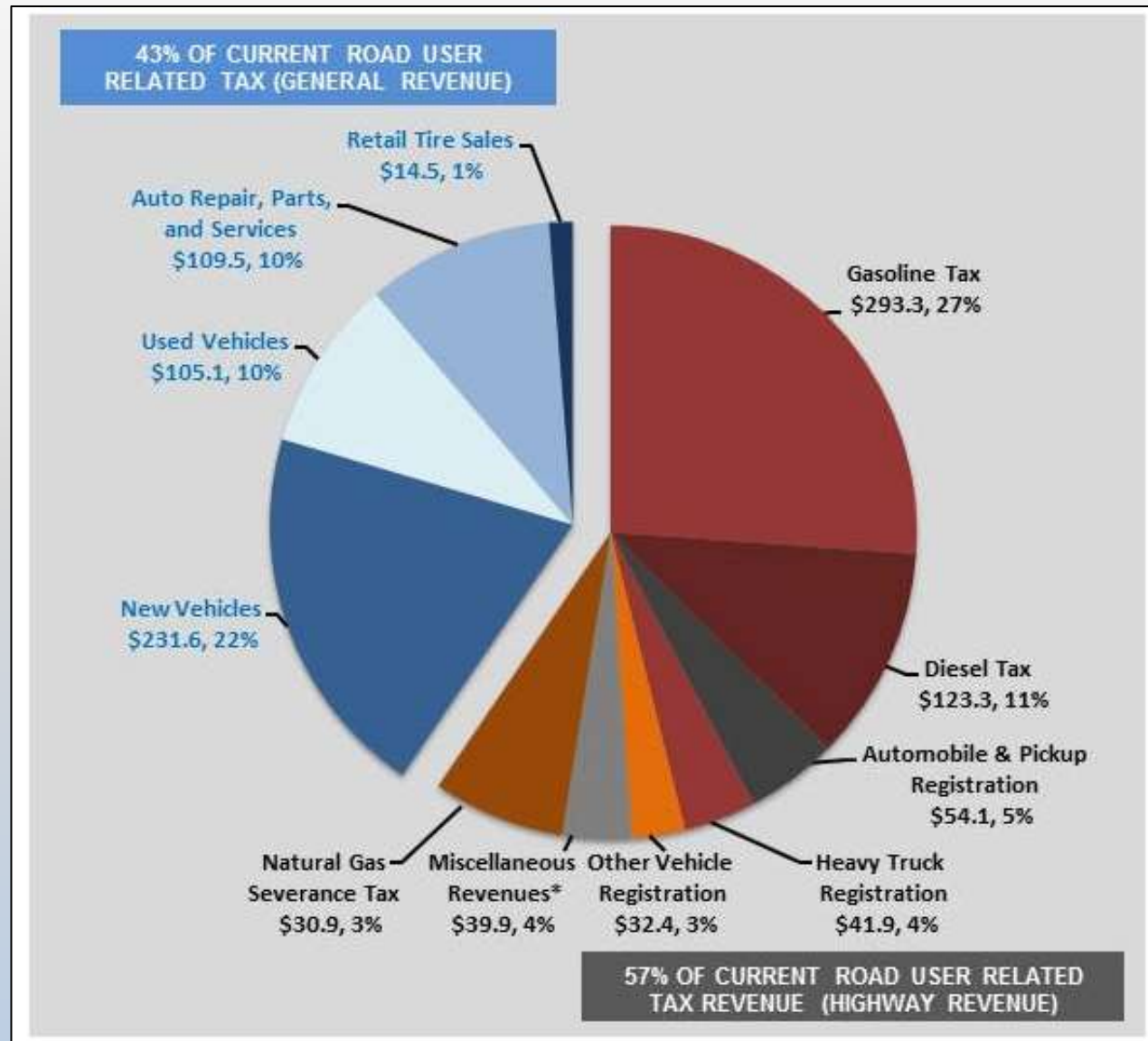
Distribution:

General Revenue

\$460.7 Million (43%)

Highway Revenue

\$615.9 Million (57%)



Possible Initiated Act

CITIZENS OPINION **SURVEY** ON HIGHWAYS IN ARKANSAS

MAIL OR EMAIL RESPONSES TO:
AR/DOT
Public Information
P.O. Box 2261
Little Rock, AR 72203
info@arkansashighways.com

Are you satisfied with the condition of the existing state highway system?

☐ Yes ☐ No

What highways in your area need improvements, and what type of improvements do they need?

Priority 1: _____
Priority 2: _____
Priority 3: _____
Priority 4: _____

If you want better highway conditions, the Arkansas Department of Transportation will need additional funds. Would you support a new highway program that would generate additional revenue?

☐ Yes ☐ No

Which of the following sources do you recommend be utilized in obtaining additional funds (check all that apply):

- ☐ Increase in gas tax
- ☐ Increase in diesel tax
- ☐ Increase in sales tax (dedicated to highways)
- ☐ Increase in vehicle registration fees
- ☐ Add sales tax on wholesale price of motor fuels
- ☐ Transfer existing sales and use tax on motor vehicles and related parts and service (currently collected but not paid to highways)
- ☐ Other (please specify): _____

Would you be willing to sign a petition to put a highway revenue proposal on the 2018 general election ballot?

☐ Yes ☐ No If Yes, what County do you live in? _____

(Optional) Contact Information: name, email, etc.

meeting name - date

Online Form Available Here:

www.Arkansashighways.com



Questions?

